

RACE ANALYSIS

10 Kilometres Race Walk Women



UPDATED DISQUALIFICATION RULE

7 May 2016 09:30 START TIME 18° C 67 %
TEMPERATURE HUMIDITY
10:29 END TIME 20° C 67 %

PLACE	BIB	NAME	COUNTRY	DATE of BIRTH	RESULT	RED CARDS
5 Km						
1	522	Zhenxia MA	CHN	01 Aug 98	45:25	
	23:12 (2)	22:13				
2	521	Li MA	CHN	15 Jan 00	45:25	~ ~
	23:12 (6)	22:13				
3	616	Valeria ORTUÑO	MEX	27 May 98	45:28 AU20R	+ 3
	23:12 (1)	22:16				
4	593	Noemi STELLA	ITA	02 Feb 97	45:55 SB	+ 30
	23:12 (5)	22:43				
5	559	Taika NUMMI	FIN	12 Oct 97	46:08	+ 43
	23:12 (8)	22:56				
6	613	Vivian Lizbeth CASTILLO	MEX	10 Jun 98	46:56 PB	+ 1:31 ~
	23:12 (9)	23:44				
7	505	Clara SMITH	AUS	09 Mar 98	47:10	+ 1:45
	23:16 (13)	23:54				
8	538	Karla Johana JARAMILLO	ECU	21 Jan 97	47:11 NU20R	+ 1:46
	23:19 (15)	23:52				
9	526	Lifang ZHANG	CHN	06 Dec 97	47:14	+ 1:49
	23:18 (14)	23:56				
10	599	Yukiho MIZOGUCHI	JPN	06 Dec 97	47:25	+ 2:00 ~ ~
	23:16 (12)	24:09				
11	614	Iliana Mercedes GARCÍA	MEX	24 Mar 98	47:25	+ 2:00
	23:19 (16)	24:06				
12	622	Evelyn INGA	PER	16 Apr 98	47:34 NU20R	+ 2:09
	23:15 (10)	24:19				
13	620	Leyde GUERRA	PER	27 Sep 98	47:34 NU20R	+ 2:09
	23:15 (11)	24:19				
14	500	Tayla Paige BILLINGTON	AUS	31 Mar 97	47:41	+ 2:16
	23:22 (17)	24:19				
15	532	María Fernanda MONTOYA	COL	03 Nov 98	47:53 SB	+ 2:28
	23:12 (4)	24:41				
16	549	Marina PEÑA	ESP	19 Mar 99	48:04 PB	+ 2:39
	24:03 (23)	24:01				

World Race Walking Team Championships

RACE ANALYSIS
10 Kilometres Race Walk Women

PLACE	BIB	NAME	COUNTRY	DATE of BIRTH	RESULT	RED CARDS
5 Km						
17	502	Zoe HUNT	AUS	04 Dec 97	48:11	+ 2:46 > ~ ~
	23:12 (7)	24:59				
18	574	Dímitra BOHÓRI	GRE	17 Jun 98	48:12 PB	+ 2:47
	24:07 (26)	24:05				
19	572	Emilia LEHMEYER	GER	11 Apr 97	48:13 PB	+ 2:48
	23:55 (20)	24:18				
20	585	Giada Francesca CIABINI	ITA	08 Jun 97	48:36	+ 3:11
	24:03 (24)	24:33				
21	600	Maika YAGI	JPN	21 Jan 99	48:50	+ 3:25
	24:07 (25)	24:43				
22	626	Zofia KREJA	POL	15 May 97	48:50	+ 3:25 > >
	24:01 (22)	24:49				
23	569	Emma ACHURCH	GBR	09 Jul 97	48:58	+ 3:33 > >
	23:55 (21)	25:03				
24	547	Irene MONTEJO	ESP	20 Feb 98	49:14	+ 3:49
	24:23 (29)	24:51				
25	513	Odeth HUANCA	BOL	05 Sep 97	49:19	+ 3:54
	24:07 (27)	25:12				
26	597	Sayori MATSUMOTO	JPN	13 Jan 97	49:22 SB	+ 3:57
	24:40 (30)	24:42				
27	568	Eloïse TERREC	FRA	10 Aug 98	49:42 PB	+ 4:17
	24:44 (36)	24:58				
28	571	Saskia FEIGE	GER	13 Aug 97	49:46 PB	+ 4:21
	24:44 (35)	25:02				
29	541	Michelle SEMBLANTES	ECU	02 Jan 97	49:48	+ 4:23
	24:14 (28)	25:34				
30	508	Valeryia KOMEL	BLR	19 Jun 97	49:53	+ 4:28
	24:43 (34)	25:10				
31	664	Meaghan PODLASKI	USA	03 Aug 97	49:57 NU20R	+ 4:32
	24:48 (37)	25:09				
32	564	Clemence BERETTA	FRA	22 Dec 97	50:04 PB	+ 4:39
	24:43 (33)	25:21				
33	560	Enni NURMI	FIN	04 Jul 98	50:06	+ 4:41
	23:40 (18)	26:26				
34	627	Olga NIEDZIALEK	POL	30 Jun 97	50:18	+ 4:53 ~ ~ ~
	23:55 (19)	26:23				
35	573	Teresa ZUREK	GER	29 Jul 98	50:30	+ 5:05 >
	23:12 (3)	27:18				

RACE ANALYSIS
10 Kilometres Race Walk Women

PLACE	BIB	NAME	COUNTRY	DATE of BIRTH	RESULT	RED CARDS
5 Km						
36	562	Camille AURRIERE	FRA	30 Aug 98	50:38	+ 5:13
	24:50 (38)	25:48				
37	660	Anali CISNEROS	USA	08 Oct 97	50:38	+ 5:13
	24:43 (32)	25:55				
38	545	Carmen ESCARIZ	ESP	28 Aug 98	51:38	+ 6:13
	24:43 (31)	26:55				
39	518	Anastasia SANZANA	CHI	29 May 98	51:43	+ 6:18
	25:34 (46)	26:09				
40	632	Carolina COSTA	POR	12 Mar 98	51:49	+ 6:24
	25:22 (45)	26:27				
41	656	Kristina POVOROZNIUK	UKR	20 Nov 97	51:49	+ 6:24
	25:07 (42)	26:42				
42	535	Katerina MATERNOVÁ	CZE	16 Jul 98	52:08	+ 6:43 ~ ~
	25:02 (40)	27:06				
43	654	Daria KHUSAINOVA	UKR	27 Feb 98	52:10 PB	+ 6:45
	25:18 (44)	26:52				
44	650	Yuliia BALYM	UKR	28 Oct 97	52:20	+ 6:55
	25:02 (41)	27:18				
45	618	Laura LANGLEY	NZL	11 Sep 97	52:53	+ 7:28
	25:16 (43)	27:37				
46	605	Yelizaveta SPIRINA	KAZ	17 Jan 99	53:00 PB	+ 7:35
	25:53 (47)	27:07				
47	658	Kayla ALLEN	USA	10 Apr 99	55:51	+ 10:26
	26:41 (48)	29:10				
	589	Anthea MIRABELLO	ITA	22 Jun 99	DQ	230.7(c) > > >
	24:56 (39)					

NOTE BIB 502 - 120sec Pit Lane Penalty
 BIB 589 - 120sec Pit Lane Penalty
 BIB 627 - 120sec Pit Lane Penalty
 IAAF Rule 230.7(c) - Repeated failure to comply with the definition of Race Walking



RACE ANALYSIS

10 Kilometres Race Walk Men



UPDATED DISQUALIFICATION RULE

7 May 2016 10:34 START TIME 20° C 67 %
TEMPERATURE HUMIDITY
11:29 END TIME 20° C 67 %

PLACE	BIB	NAME	COUNTRY	DATE of BIRTH	RESULT	RED CARDS
5 Km						
1	141	Jun ZHANG	CHN	20 Jul 98	40:23	
		20:22 (1)				
		20:01				
2	179	Manuel BERMÚDEZ	ESP	12 Dec 97	40:27 PB	+ 4
		20:26 (8)				
		20:01				
3	275	Noel Alí CHAMA	MEX	15 Sep 97	40:29 PB	+ 6 ~
		20:24 (4)				
		20:05				
4	212	Callum WILKINSON	GBR	14 Mar 97	40:30 NU20R	+ 7 ~ ~
		20:24 (2)				
		20:06				
5	277	Andrés OLIVAS	MEX	27 May 98	40:43 PB	+ 20 ~
		20:30 (10)				
		20:13				
6	287	César Augusto RODRÍGUEZ	PER	26 Jun 97	41:08 SB	+ 45 ~
		20:24 (5)				
		20:44				
7	286	Lenyn MAMANI	PER	15 Jun 97	41:16 PB	+ 53
		20:24 (6)				
		20:52				
8	260	Masatora KAWANO	JPN	23 Oct 98	41:22	+ 59 ~
		20:25 (7)				
		20:57				
9	265	Ryutaro YAMAMOTO	JPN	17 Sep 98	41:37	+ 1:14
		20:36 (13)				
		21:01				
10	151	Cristian MERCHÁN	COL	01 Jun 97	41:48 PB	+ 1:25 ~
		20:36 (12)				
		21:12				
11	331	Salih KORKMAZ	TUR	01 Jan 97	41:53 PB	+ 1:30
		20:35 (11)				
		21:18				
12	319	Dominik CERNÝ	SVK	01 Nov 97	42:07 PB	+ 1:44 ~ ~
		20:26 (9)				
		21:41				
13	216	Leo KÖPP	GER	23 May 98	42:14 PB	+ 1:51
		21:01 (21)				
		21:13				
14	103	Adam GARGANIS	AUS	18 Sep 97	42:24 PB	+ 2:01
		21:00 (17)				
		21:24				
15	149	César HERRERA	COL	28 Jan 99	42:44 SB	+ 2:21 ~
		21:00 (19)				
		21:44				
16	133	Linfeng HU	CHN	01 Feb 98	42:50	+ 2:27
		21:10 (23)				
		21:40				

RACE ANALYSIS
10 Kilometres Race Walk Men

PLACE	BIB	NAME	COUNTRY	DATE of BIRTH	RESULT	RED CARDS
5 Km						
17	203	Gabriel BORDIER	FRA	08 Oct 97	42:50	+ 2:27
	21:01 (20)	21:49				
18	164	Jhonatan AMORES	ECU	29 Aug 98	42:51 PB	+ 2:28
	20:47 (14)	22:04				
19	211	Guy THOMAS	GBR	01 Jul 97	42:55 PB	+ 2:32 > >
	21:18 (29)	21:37				
20	346	Eduard ZABUZHENKO	UKR	18 Apr 98	42:58 PB	+ 2:35 >
	21:28 (33)	21:30				
21	181	Daniel CHAMOSA	ESP	04 May 97	43:00	+ 2:37
	21:10 (22)	21:50				
22	243	Giacomo BRANDI	ITA	10 Sep 98	43:06	+ 2:43
	21:11 (25)	21:55				
23	111	Mikita KALIADA	BLR	15 Jul 00	43:07	+ 2:44
	21:00 (18)	22:07				
24	152	Sebastián MERCHÁN	COL	26 Apr 00	43:09 PB	+ 2:46
	20:55 (15)	22:14				
25	186	Iván LÓPEZ	ESP	29 Mar 97	43:20 PB	+ 2:57
	21:16 (27)	22:04				
26	209	Cameron CORBISHLEY	GBR	31 Mar 97	43:27	+ 3:04 ~
	21:16 (26)	22:11				
27	259	Masaya ISHIKAWA	JPN	08 Apr 97	43:32	+ 3:09
	21:10 (24)	22:22				
28	115	Ruslan UDODAU	BLR	23 Sep 99	43:39	+ 3:16 ~
	21:34 (34)	22:05				
29	205	David KUSTER	FRA	25 Mar 99	43:42 PB	+ 3:19
	21:46 (37)	21:56				
30	348	Oleksandr ZHOLOB	UKR	14 Aug 97	43:56 SB	+ 3:33
	21:56 (39)	22:00				
31	204	Thibaut HYPOLITE	FRA	02 Apr 97	44:05 SB	+ 3:42 ~ ~
	21:17 (28)	22:48				
32	107	Kyle SWAN	AUS	28 Mar 99	44:07	+ 3:44
	21:22 (30)	22:45				
33	295	Lukasz NIEDZIALEK	POL	15 Mar 00	44:12	+ 3:49 ~
	21:28 (32)	22:44				
34	194	Zenamarkos ASMARE	ETH	01 Apr 00	44:47 NU20R	+ 4:24 >
	21:43 (35)	23:04				
35	113	Dzmitry LUKYANCHUK	BLR	02 Oct 97	44:49	+ 4:26
	20:57 (16)	23:52				

RACE ANALYSIS
10 Kilometres Race Walk Men

PLACE	BIB	NAME	COUNTRY	DATE of BIRTH	RESULT	RED CARDS
5 Km						
36	161	Vít HLAVÁC	CZE	26 Feb 97	44:52	+ 4:29
	21:54 (38)	22:58				
37	122	Matheus CORREA	BRA	22 Aug 99	45:02	+ 4:39
	22:01 (40)	23:01				
38	344	Volodymyr MYTSYK	UKR	28 Jul 97	45:15 PB	+ 4:52 >
	22:18 (44)	22:57				
39	292	Arkadiusz DROZDOWICZ	POL	30 Mar 98	45:36	+ 5:13
	21:44 (36)	23:52				
40	105	Tyler JONES	AUS	08 Apr 98	45:40	+ 5:17 >
	21:22 (31)	24:18				
41	355	Cameron HAUGHT	USA	25 Nov 98	45:42 PB	+ 5:19
	22:07 (41)	23:35				
42	266	Zamanbek BABABEK	KAZ	19 May 97	46:02	+ 5:39
	22:08 (42)	23:54				
43	223	Soma KOVÁCS	HUN	12 Oct 97	46:18	+ 5:55 >
	22:32 (45)	23:46				
44	245	Nicolo' COPPINI	ITA	26 Sep 97	46:40	+ 6:17
	22:57 (47)	23:43				
45	315	Jovan DELCEV	SRB	31 Aug 99	46:54	+ 6:31 > >
	23:22 (49)	23:32				
46	158	Juan Manuel CALDERON	CRC	14 Apr 99	46:54 NU20R	+ 6:31
	23:26 (50)	23:28				
47	253	Alessandro RIGAMONTI	ITA	28 Jun 97	46:59	+ 6:36 > > >
	22:18 (43)	24:41				
48	332	Mustafa ÖZBEK	TUR	06 Apr 97	47:14	+ 6:51
	22:45 (46)	24:29				
49	349	Alexander BELLAVANCE	USA	16 Sep 97	47:38 PB	+ 7:15
	23:47 (52)	23:51				
50	193	Ruslan SERGATSOV	EST	17 Mar 00	48:00 PB	+ 7:37 >
	23:38 (51)	24:22				
51	282	Jamie SHAW	NZL	10 Mar 98	48:15	+ 7:52
	23:57 (54)	24:18				
52	317	Nathan BONZON	SUI	24 Mar 00	48:38	+ 8:15 > >
	24:30 (55)	24:08				
53	354	Anthony GRUTTADAURO	USA	11 Dec 97	48:40	+ 8:17
	23:49 (53)	24:51				
54	314	Anze TESOVNIK	SLO	20 Sep 98	50:23	+ 10:00
	24:48 (56)	25:35				



RACE ANALYSIS
10 Kilometres Race Walk Men

PLACE	BIB	NAME	COUNTRY	DATE of BIRTH	RESULT	RED CARDS
5 Km						
	119	Pablo RODRÍGUEZ	BOL	14 Feb 97	DNF	
	222	Donát BURGER	HUN	10 Dec 97	DQ	230.7(c) > > >
	134	Xiangqian JIN	CHN	18 Mar 97	DQ	230.7(c) ~ ~ ~

NOTE BIB 134 - 120sec Pit Lane Penalty
 BIB 222 - 120sec Pit Lane Penalty
 BIB 253 - 120sec Pit Lane Penalty
 IAAF Rule 230.7(c) - Repeated failure to comply with the definition of Race Walking

RACE ANALYSIS



20 Kilometres Race Walk Women

7 May 2016 18:16 START TIME 20° C 49 %
TEMPERATURE HUMIDITY
20:07 END TIME 20° C 49 %

PLACE	BIB	NAME	COUNTRY	DATE of BIRTH	RESULT	RED CARDS
		5 Km				
		10 Km				
		15 Km				
1	519	Hong LIU	CHN	12 May 87	1:25:59	
		22:10 (1)			43:51 (1)	1:05:00 (1)
					21:41	21:09
						20:59
2	615	Maria Guadalupe GONZÁLEZ	MEX	09 Jan 89	1:26:17 AR	+ 18
		22:10 (2)			43:51 (2)	1:05:14 (2)
					21:41	21:23
						21:03
3	524	Shenjie QIEYANG	CHN	11 Nov 90	1:26:49 SB	+ 50
		22:10 (3)			43:51 (3)	1:05:14 (3)
					21:41	21:23
						21:35
4	516	Erica DE SENA	BRA	03 May 85	1:27:18 AR	+ 1:19
		22:10 (6)			43:56 (6)	1:05:38 (5)
					21:46	21:42
						21:40
5	592	Elisa RIGAUO	ITA	17 Jun 80	1:28:03 SB	+ 2:04 >
		22:10 (7)			43:56 (5)	1:05:43 (6)
					21:46	21:47
						22:20
6	520	Xiuzhi LU	CHN	26 Oct 93	1:28:36	+ 2:37 ~ ~
		22:16 (9)			44:07 (8)	1:06:25 (7)
					21:51	22:18
						22:11
7	630	Ana CABECINHA	POR	29 Apr 84	1:28:40 SB	+ 2:41
		22:19 (15)			44:33 (14)	1:06:46 (12)
					22:14	22:13
						21:54
8	525	Jiayu YANG	CHN	18 Feb 96	1:28:56	+ 2:57
		22:17 (10)			44:07 (9)	1:06:25 (8)
					21:50	22:18
						22:31
9	634	Inês HENRIQUES	POR	01 May 80	1:29:00 PB	+ 3:01
		22:19 (12)			44:33 (12)	1:06:46 (11)
					22:14	22:13
						22:14
10	546	Raquel GONZÁLEZ	ESP	16 Nov 89	1:29:01 SB	+ 3:02
		22:29 (19)			44:35 (17)	1:06:48 (14)
					22:06	22:13
						22:13
11	529	Sandra ARENAS	COL	17 Sep 93	1:29:31 NR	+ 3:32
		22:31 (20)			44:54 (20)	1:07:16 (18)
					22:23	22:22
						22:15
12	503	Regan LAMBLE	AUS	14 Oct 91	1:29:33 PB	+ 3:34
		22:19 (13)			44:33 (13)	1:06:48 (15)
					22:14	22:15
						22:45
13	619	Kimberly GARCÍA	PER	19 Oct 93	1:29:38 NR	+ 3:39
		22:13 (8)			43:59 (7)	1:06:37 (10)
					21:46	22:38
						23:01
14	553	Júlia TAKÁCS	ESP	29 Jun 89	1:29:47 SB	+ 3:48
		22:38 (23)			44:53 (19)	1:07:15 (17)
					22:15	22:22
						22:32
15	504	Beki SMITH	AUS	25 Nov 86	1:29:49 PB	+ 3:50 ~ ~
		22:17 (11)			44:07 (10)	1:06:34 (9)
					21:50	22:27
						23:15
16	501	Tanya HOLLIDAY	AUS	21 Sep 88	1:29:56 PB	+ 3:57 > >
		22:21 (18)			44:34 (16)	1:07:22 (19)
					22:13	22:48
						22:34
17	523	Jingjing NIE	CHN	01 Mar 88	1:30:02 SB	+ 4:03
		22:10 (5)			44:18 (11)	1:06:47 (13)
					22:08	22:29
						23:15

RACE ANALYSIS
20 Kilometres Race Walk Women

PLACE	BIB	NAME	COUNTRY	DATE of BIRTH	RESULT	RED CARDS
		5 Km				
		10 Km				
		15 Km				
18	510	Ángela CASTRO	BOL	21 Feb 93	1:30:33 NR	+ 4:34
		22:46 (37)			45:15 (21)	1:07:52 (20)
					22:29	22:37
						22:41
19	653	Inna KASHYNA	UKR	27 Sep 91	1:30:34 SB	+ 4:35
		22:20 (17)			44:34 (15)	1:07:07 (16)
					22:14	22:33
						23:27
20	534	Anežka DRAHOTOVÁ	CZE	22 Jul 95	1:31:15	+ 5:16
		22:40 (32)			45:28 (27)	1:08:15 (22)
					22:48	22:47
						23:00
21	651	Nadiya BOROVSKA	UKR	25 Feb 81	1:31:32 SB	+ 5:33
		22:19 (14)			44:42 (18)	1:08:01 (21)
					22:23	23:19
						23:31
22	612	Brigita VIRBALYTĖ-DIMSIENĖ	LTU	01 Feb 85	1:31:52	+ 5:53
		22:38 (24)			45:25 (24)	1:08:39 (24)
					22:47	23:14
						23:13
23	531	Sandra GALVIS	COL	28 Jun 86	1:32:00	+ 6:01 ~
		22:43 (33)			45:24 (22)	1:08:24 (23)
					22:41	23:00
						23:36
24	594	Valentina TRAPLETTI	ITA	12 Jul 85	1:32:04	+ 6:05
		22:46 (36)			45:42 (32)	1:08:53 (27)
					22:56	23:11
						23:11
25	598	Ai MICHIGUCHI	JPN	03 Jun 88	1:32:43	+ 6:44 ~ ~
		22:39 (28)			45:27 (26)	1:08:50 (26)
					22:48	23:23
						23:53
26	617	Alana BARBER	NZL	08 Jul 87	1:32:48 NR	+ 6:49
		23:11 (60)			46:23 (46)	1:09:39 (33)
					23:12	23:16
						23:09
27	530	Yeseida CARRILLO	COL	22 Oct 93	1:33:05 PB	+ 7:06
		22:43 (34)			45:28 (28)	1:08:58 (28)
					22:45	23:30
						24:07
28	511	Wendy CORNEJO	BOL	07 Jan 93	1:33:15 PB	+ 7:16 ~
		22:46 (38)			45:25 (23)	1:09:32 (31)
					22:39	24:07
						23:43
29	621	Jéssica HANCCO	PER	10 Sep 95	1:33:20 PB	+ 7:21
		22:47 (39)			46:13 (38)	1:09:39 (34)
					23:26	23:26
						23:41
30	624	Katarzyna GOLBA	POL	21 Dec 89	1:33:24	+ 7:25
		23:05 (48)			46:15 (40)	1:09:45 (35)
					23:10	23:30
						23:39
31	596	Rena GOTO	JPN	06 Sep 95	1:33:29	+ 7:30
		22:39 (31)			45:36 (30)	1:09:22 (29)
					22:57	23:46
						24:07
32	607	Yeongeun JEON	KOR	24 May 88	1:33:32 SB	+ 7:33 > ~
		22:43 (35)			45:27 (25)	1:08:46 (25)
					22:44	23:19
						24:46
33	540	Paola PÉREZ	ECU	21 Dec 89	1:33:35	+ 7:36
		22:38 (26)			45:30 (29)	1:09:34 (32)
					22:52	24:04
						24:01
34	646	Mária GÁLIKOVÁ	SVK	21 Aug 80	1:33:43	+ 7:44
		22:59 (43)			45:52 (33)	1:09:22 (30)
					22:53	23:30
						24:21
35	577	Panayióta TSINOPOÚLOU	GRE	16 Oct 90	1:33:47 PB	+ 7:48
		23:26 (72)			46:49 (56)	1:10:25 (47)
					23:23	23:36
						23:22
36	509	Nastassia YATSEVICH	BLR	18 Jan 85	1:33:52	+ 7:53
		22:58 (42)			46:00 (35)	1:09:48 (36)
					23:02	23:48
						24:04



RACE ANALYSIS
20 Kilometres Race Walk Women

PLACE	BIB	NAME	COUNTRY	DATE of BIRTH	RESULT	RED CARDS
		5 Km				
		10 Km				
		15 Km				
37	608	Neringa AIDIETYTĖ	LTU	05 Jun 83	1:34:06	+ 8:07 >
		23:05 (47)			46:17 (43)	1:10:08 (42)
					23:12	23:51
						23:58
38	662	Miranda MELVILLE	USA	20 Mar 89	1:34:10	+ 8:11
		23:06 (50)			46:18 (44)	1:09:54 (38)
					23:12	23:36
						24:16
39	643	Laura POLLI	SUI	07 Sep 83	1:34:11	+ 8:12
		23:07 (54)			46:24 (48)	1:10:06 (40)
					23:17	23:42
						24:05
40	575	Antigóni DRISBIÓTI	GRE	21 Mar 84	1:34:11	+ 8:12
		22:53 (40)			46:06 (36)	1:09:53 (37)
					23:13	23:47
						24:18
41	507	Rachel TALLENT	AUS	20 Feb 93	1:34:16	+ 8:17
		23:22 (68)			46:30 (50)	1:10:06 (41)
					23:08	23:36
						24:10
42	533	Arabelly ORJUELA	COL	24 Jul 88	1:34:19 SB	+ 8:20 ~
		22:55 (41)			46:23 (47)	1:10:06 (39)
					23:28	23:43
						24:13
43	563	Violaine AVEROUS	FRA	15 Mar 85	1:34:21	+ 8:22 ~
		22:59 (44)			46:07 (37)	1:10:11 (43)
					23:08	24:04
						24:10
44	536	Magaly BONILLA	ECU	08 Feb 92	1:34:25 PB	+ 8:26 ~ ~
		23:07 (53)			46:51 (58)	1:10:36 (50)
					23:44	23:45
						23:49
45	551	Ainhoa PINEDO	ESP	17 Feb 83	1:34:30	+ 8:31
		23:05 (49)			46:18 (45)	1:10:12 (46)
					23:13	23:54
						24:18
46	645	Mária CZAKOVÁ	SVK	02 Oct 88	1:34:47	+ 8:48
		23:07 (57)			46:25 (49)	1:10:30 (49)
					23:18	24:05
						24:17
47	558	Askale TIKSA	ETH	21 Jul 94	1:34:50 NR	+ 8:51
		22:39 (30)			45:40 (31)	1:10:11 (44)
					23:01	24:31
						24:39
48	537	Maritza GUAMÁN	ECU	15 Jan 88	1:35:07 PB	+ 9:08
		23:11 (59)			46:30 (51)	1:10:27 (48)
					23:19	23:57
						24:40
49	629	Katarzyna ZDZIEBLO	POL	28 Nov 96	1:35:20	+ 9:21
		23:24 (69)			46:50 (57)	1:10:50 (51)
					23:26	24:00
						24:30
50	655	Valentyna MYRONCHUK	UKR	10 Aug 94	1:35:28 PB	+ 9:29
		23:30 (74)			47:04 (61)	1:11:08 (52)
					23:34	24:04
						24:20
51	631	Daniela CARDOSO	POR	15 Dec 91	1:35:37	+ 9:38
		24:02 (90)			48:05 (78)	1:12:07 (64)
					24:03	24:02
						23:30
52	639	Ana Veronica RODEAN	ROU	23 Jun 84	1:35:38	+ 9:39
		23:28 (73)			47:10 (66)	1:11:14 (53)
					23:42	24:04
						24:24
53	652	Alina TSVILII	UKR	18 Sep 94	1:36:00 PB	+ 10:01
		23:47 (84)			47:37 (70)	1:11:56 (60)
					23:50	24:19
						24:04
54	610	Živilė VAICIUKEVICIUTĖ	LTU	03 Apr 96	1:36:14	+ 10:15
		23:07 (58)			46:46 (55)	1:11:21 (55)
					23:39	24:35
						24:53
55	657	Olena SHUMKINA	UKR	24 Jan 88	1:36:20	+ 10:21
		23:06 (52)			46:15 (41)	1:10:12 (45)
					23:09	23:57
						26:08

RACE ANALYSIS
20 Kilometres Race Walk Women

PLACE	BIB	NAME	COUNTRY	DATE of BIRTH	RESULT	RED CARDS	
		5 Km					
		10 Km					
		15 Km					
56	544	Yesenia MIRANDA	ESA	26 Mar 94	1:36:27 PB	+ 10:28	
		23:20 (66)			47:22 (67) 24:02	1:11:46 (59) 24:24	24:41
57	566	Emilie MENUET	FRA	27 Sep 91	1:36:43	+ 10:44	
		23:06 (51)			47:04 (62) 23:58	1:11:26 (57) 24:22	25:17
58	512	Stefany CORONADO	BOL	16 Sep 96	1:37:00 SB	+ 11:01	
		23:07 (55)			47:05 (63) 23:58	1:11:33 (58) 24:28	25:27
59	649	Chahinez NASRI	TUN	03 Jun 96	1:37:42	+ 11:43	
		23:05 (46)			46:59 (60) 23:54	1:12:00 (61) 25:01	25:42
60	586	Nicole COLOMBI	ITA	29 Dec 95	1:37:47	+ 11:48	
		23:21 (67)			47:39 (71) 24:18	1:12:39 (67) 25:00	25:08
61	637	Andreea ARSINE	ROU	14 Sep 88	1:37:48	+ 11:49	
		23:25 (70)			47:34 (69) 24:09	1:12:41 (68) 25:07	25:07
62	567	Mylène ORTIZ	FRA	15 Feb 79	1:37:54	+ 11:55	
		23:59 (89)			48:09 (80) 24:10	1:12:44 (69) 24:35	25:10
63	604	Regina RYKOVA	KAZ	12 Dec 91	1:37:54	+ 11:55	
		23:33 (76)			48:05 (76) 24:32	1:13:14 (73) 25:09	24:40
64	539	Johana ORDÓÑEZ	ECU	12 Dec 87	1:38:25 SB	+ 12:26	
		23:12 (63)			47:08 (64) 23:56	1:12:24 (66) 25:16	26:01
65	603	Polina REPINA	KAZ	29 Jun 90	1:38:36 SB	+ 12:37	
		23:33 (75)			47:52 (74) 24:19	1:12:19 (65) 24:27	26:17
66	557	Aynalem ESHETU	ETH	05 Feb 92	1:38:39 PB	+ 12:40	
		22:20 (16)			45:55 (34) 23:35	1:12:00 (62) 26:05	26:39
67	506	Stephanie STIGWOOD	AUS	21 Oct 90	1:38:42	+ 12:43	
		23:38 (79)			47:45 (73) 24:07	1:13:09 (71) 25:24	25:33
68	602	Diana AYDOSOVA	KAZ	05 Sep 95	1:39:01	+ 13:02	
		23:42 (80)			47:43 (72) 24:01	1:12:44 (70) 25:01	26:17
69	642	Dušica TOPIC	SRB		1:39:31 NR	+ 13:32	
		24:56 (95)			49:47 (87) 24:51	1:14:56 (81) 25:09	24:35
70	579	Siu Nga CHING	HKG	11 Feb 87	1:39:39	+ 13:40	
		23:46 (82)			48:05 (77) 24:19	1:13:14 (72) 25:09	26:25
71	556	Ayalnesh DEJENE	ETH	20 Jan 98	1:40:04 PB	+ 14:05	
		22:38 (25)			47:08 (65) 24:30	1:13:28 (74) 26:20	26:36
72	581	Priyanka -	IND	03 Oct 96	1:40:04 PB	+ 14:05	
		23:38 (77)			48:40 (84) 25:02	1:14:25 (77) 25:45	25:39
73	635	Vera SANTOS	POR	03 Dec 81	1:40:27 SB	+ 14:28	
		23:56 (87)			49:25 (86) 25:29	1:14:55 (80) 25:30	25:32
74	638	Mihaela PUSCASU	ROU	22 Jan 95	1:40:38	+ 14:39 ~ ~	
		23:47 (85)			48:22 (81) 24:35	1:14:08 (75) 25:46	26:30



RACE ANALYSIS
20 Kilometres Race Walk Women

PLACE	BIB	NAME	COUNTRY	DATE of BIRTH	RESULT	RED CARDS
		5 Km				
		10 Km				
		15 Km				
75	595	Masumi FUCHISE	JPN	02 Sep 86	1:40:40	+ 14:41
		23:38 (78)			49:07 (85)	1:15:14 (83)
					25:29	26:07
						25:26
76	611	Monika VAICIUKEVICIUTÉ	LTU	03 Apr 96	1:40:48	+ 14:49
		23:26 (71)			48:23 (82)	1:14:31 (78)
					24:57	26:08
						26:17
77	644	Marie POLLI	SUI	28 Nov 80	1:41:06 SB	+ 15:07 >
		24:56 (94)			49:48 (88)	1:15:14 (82)
					24:52	25:26
						25:52
78	640	Anél OOSTHUIZEN	RSA	22 Apr 95	1:41:12	+ 15:13 >
		23:46 (83)			48:40 (83)	1:14:48 (79)
					24:54	26:08
						26:24
79	576	Ekateríni THEODOROPOÚLOU	GRE	01 Dec 93	1:41:29 SB	+ 15:30
		23:44 (81)			47:24 (68)	1:12:03 (63)
					23:40	24:39
						29:26
80	636	Mihaela ACATRINEI	ROU	26 Feb 95	1:41:35	+ 15:36 ~
		23:47 (86)			48:07 (79)	1:14:20 (76)
					24:20	26:13
						27:15
81	647	Monika HORNÁKOVÁ	SVK	06 Jul 95	1:42:22	+ 16:23 >
		24:42 (92)			49:51 (89)	1:15:39 (84)
					25:09	25:48
						26:43
82	565	Amandine MARCOU	FRA	26 Apr 92	1:42:56	+ 16:57
		24:30 (91)			49:53 (90)	1:16:16 (85)
					25:23	26:23
						26:40
83	515	Nair DA ROSA	BRA		1:43:04 PB	+ 17:05
		24:56 (96)			50:26 (94)	1:16:40 (87)
					25:30	26:14
						26:24
84	514	Liliane Priscila BARBOSA	BRA	25 May 89	1:43:18 PB	+ 17:19
		25:06 (98)			50:32 (95)	1:17:13 (88)
					25:26	26:41
						26:05
85	659	Kathleen BURNETT	USA	07 Oct 88	1:43:22	+ 17:23
		25:08 (99)			50:50 (96)	1:16:24 (86)
					25:42	25:34
						26:58
86	561	Lucie AUFFRET	FRA	06 Jul 88	1:45:19	+ 19:20
		25:03 (97)			49:58 (91)	1:18:02 (90)
					24:55	28:04
						27:17
87	601	Dana AYDOSOVA	KAZ	05 Sep 95	1:46:25	+ 20:26
		24:45 (93)			50:22 (93)	1:17:48 (89)
					25:37	27:26
						28:37
88	661	Erin GRAY	USA	15 Mar 87	1:46:51	+ 20:52
		23:57 (88)			50:09 (92)	1:18:06 (91)
					26:12	27:57
						28:45
89	641	Danica GOGOV	SRB	01 Jan 96	1:47:47 PB	+ 21:48
		26:24 (101)			53:11 (98)	1:20:27 (93)
					26:47	27:16
						27:20
	663	Maria MICHTA- COFFEY	USA	23 Jun 86	DNF	
		22:39 (29)			46:15 (39)	1:11:21 (56)
					23:36	25:06
	582	Khushbir KAUR	IND	09 Jul 93	DNF	
		22:33 (21)			46:34 (52)	
					24:01	
	517	Cisiane LOPES	BRA	17 Feb 83	DNF	
		23:19 (65)			47:56 (75)	
					24:37	
	628	Agnieszka SZWARNÓG	POL	28 Dec 86	DNF	>
		23:11 (61)			46:43 (54)	
					23:32	

RACE ANALYSIS
20 Kilometres Race Walk Women

PLACE	BIB	NAME	COUNTRY	DATE of BIRTH	RESULT	RED CARDS
	5 Km	10 Km	15 Km			
	552	María José POVES	ESP	16 Mar 78	DNF	
	22:38 (27)					
	609	Kristina SALTANOVIC	LTU	20 Feb 75	DNF	
	23:07 (56)					
	578	Déspina ZAPOUNÍDOU	GRE	05 Oct 85	DNF	
	22:34 (22)					
	633	Susana FEITOR	POR	28 Jan 75	DNF	
	548	Beatriz PASCUAL	ESP	09 May 82	DNF	
90	648	Ameni MANNAI	TUN	17 Jul 95	DNF	*
	26:22 (100)	53:11 (97) 26:49		1:20:20 (92) 27:09		
	587	Sibilla DI VINCENZO	ITA	22 Jan 83	DQ	230.7(a) > > >
	23:14 (64)	46:54 (59) 23:40		1:11:20 (54) 24:26		
	588	Eleonora GIORGI	ITA	14 Sep 89	DQ	230.7(a) ~ ~ ~
	22:10 (4)	43:51 (4) 21:41		1:05:20 (4) 21:29		
	623	Paulina BUZIAK	POL	16 Dec 86	DQ	230.7(a) > > >
	23:12 (62)	46:43 (53) 23:31				
	625	Monika KAPERA	POL	15 Feb 90	DQ	230.7(a) > > >
	23:04 (45)	46:16 (42) 23:12				
	570	Bethan DAVIES	GBR	07 Nov 90	DQ	230.7(a) ~ ~ ~
	665	Robyn STEVENS	USA	24 Apr 83	DNS	

NOTE IAAF Rule * - Beyond Time Limit
IAAF Rule 230.7(a) - Repeated failure to comply with the definition of Race Walking

RACE ANALYSIS

20 Kilometres Race Walk Men



7 May 2016 16:29 START TIME 21° C 49 %
TEMPERATURE HUMIDITY
18:29 END TIME 20° C 49 %

PLACE	BIB	NAME	COUNTRY	DATE of BIRTH	RESULT	RED CARDS
		5 Km				
		10 Km				
		15 Km				
1	138	Zhen WANG	CHN	24 Aug 91	1:19:22	
		20:23 (21)			40:29 (11)	1:00:09 (1)
					20:06	19:40
						19:13
2	130	Zelin CAI	CHN	11 Apr 91	1:19:34 SB	+ 12
		20:23 (25)			40:27 (1)	1:00:10 (4)
					20:04	19:43
						19:24
3	188	Álvaro MARTÍN	ESP	18 Jun 94	1:19:36 PB	+ 14
		20:22 (4)			40:28 (6)	1:00:10 (8)
					20:06	19:42
						19:26
4	100	Dane BIRD-SMITH	AUS	15 Jul 92	1:19:38 PB	+ 16
		20:22 (14)			40:28 (9)	1:00:10 (5)
					20:06	19:42
						19:28
5	128	Benjamin THORNE	CAN	19 Mar 93	1:19:55 PB	+ 33 ~
		20:23 (19)			40:29 (10)	1:00:09 (2)
					20:06	19:40
						19:46
6	167	Andrés CHOCHO	ECU	04 Nov 83	1:20:07 PB	+ 45 ~ ~
		20:22 (2)			40:28 (2)	1:00:10 (3)
					20:06	19:42
						19:57
7	127	Iñaki GÓMEZ	CAN	16 Jan 88	1:20:12	+ 50
		20:22 (6)			40:28 (3)	1:00:10 (6)
					20:06	19:42
						20:02
8	121	Caio BONFIM	BRA	19 Mar 91	1:20:20 PB	+ 58
		20:23 (24)			40:28 (4)	1:00:26 (11)
					20:05	19:58
						19:54
9	338	Ruslan DMYTRENKO	UKR	22 Mar 86	1:20:33 SB	+ 1:11
		20:23 (22)			40:28 (5)	1:00:11 (9)
					20:05	19:43
						20:22
10	217	Christopher LINKE	GER	24 Oct 88	1:20:40	+ 1:18
		20:24 (39)			40:29 (14)	1:00:22 (10)
					20:05	19:53
						20:18
11	165	Mauricio ARTEAGA	ECU	08 Aug 88	1:21:08 PB	+ 1:46
		20:24 (35)			40:36 (25)	1:00:42 (15)
					20:12	20:06
						20:26
12	264	Eiki TAKAHASHI	JPN	19 Nov 92	1:21:12	+ 1:50 ~
		20:22 (9)			40:28 (8)	1:00:10 (7)
					20:06	19:42
						21:02
13	137	Kaihua WANG	CHN	16 Feb 94	1:21:12	+ 1:50
		20:24 (30)			40:38 (27)	1:00:57 (20)
					20:14	20:19
						20:15
14	341	Nazar KOVALENKO	UKR	09 Feb 87	1:21:21 SB	+ 1:59 ~
		20:22 (3)			40:29 (12)	1:00:40 (12)
					20:07	20:11
						20:41
15	215	Carl DOHMANN	GER	18 May 90	1:21:26 PB	+ 2:04 ~ ~
		20:24 (43)			40:36 (26)	1:00:54 (17)
					20:12	20:18
						20:32
16	126	Evan DUNFEE	CAN	28 Sep 90	1:21:26	+ 2:04
		20:22 (13)			40:36 (24)	1:00:55 (18)
					20:14	20:19
						20:31
17	220	Aléxandros PAPANICHAÍL	GRE	18 Sep 88	1:21:33 SB	+ 2:11
		20:27 (51)			40:38 (28)	1:01:05 (23)
					20:11	20:27
						20:28

RACE ANALYSIS
20 Kilometres Race Walk Men

PLACE	BIB	NAME	COUNTRY	DATE of BIRTH	RESULT	RED CARDS	
		5 Km					
		10 Km					
		15 Km					
18	147	Iván GARRIDO	COL	25 Jan 94	1:21:35 PB	+ 2:13	
		20:24 (32)			40:46 (34) 20:22	1:01:22 (31) 20:36	20:13
19	184	Diego GARCÍA	ESP	19 Jan 96	1:21:36 PB	+ 2:14	
		20:32 (52)			41:01 (43) 20:29	1:01:22 (30) 20:21	20:14
20	218	Hagen POHLE	GER	05 Mar 92	1:21:39	+ 2:17	
		20:26 (48)			40:46 (36) 20:20	1:01:19 (26) 20:33	20:20
21	129	Yerko ARAYA	CHI	14 Feb 86	1:21:39	+ 2:17 ~	
		20:24 (29)			40:50 (39) 20:26	1:01:22 (32) 20:32	20:17
22	226	Krishnan GANAPATHI	IND	29 Jun 89	1:21:41 PB	+ 2:19	
		20:22 (11)			40:29 (15) 20:07	1:00:44 (16) 20:15	20:57
23	114	Dzianis SIMANOVICH	BLR	20 Apr 87	1:21:48 SB	+ 2:26 ~ ~	
		20:23 (27)			40:30 (17) 20:07	1:00:40 (13) 20:10	21:08
24	169	Brian PINTADO	ECU	29 Jul 95	1:21:49 PB	+ 2:27	
		20:22 (8)			40:46 (35) 20:24	1:01:23 (33) 20:37	20:26
25	288	Paolo YURIVILCA	PER	23 Apr 96	1:21:49 NR	+ 2:27 ~	
		20:23 (23)			40:35 (23) 20:12	1:01:20 (27) 20:45	20:29
26	281	Quentin REW	NZL	16 Jul 84	1:21:54 NR	+ 2:32	
		20:38 (59)			41:09 (46) 20:31	1:01:32 (35) 20:23	20:22
27	231	Gurmeet SINGH	IND	01 Jul 85	1:22:04	+ 2:42 ~	
		20:23 (20)			40:31 (22) 20:08	1:00:59 (21) 20:28	21:05
28	363	Richard VARGAS	VEN	28 Dec 94	1:22:10 NR	+ 2:48	
		20:23 (16)			40:30 (18) 20:07	1:01:05 (24) 20:35	21:05
29	263	Takumi SAITO	JPN	23 Mar 93	1:22:26	+ 3:04	
		20:24 (37)			40:30 (19) 20:06	1:00:41 (14) 20:11	21:45
30	301	João VIEIRA	POR	20 Feb 76	1:22:39 SB	+ 3:17	
		20:39 (60)			41:08 (45) 20:29	1:01:32 (36) 20:24	21:07
31	233	Manish SINGH	IND	05 May 91	1:22:41	+ 3:19	
		20:23 (28)			40:40 (30) 20:17	1:01:26 (34) 20:46	21:15
32	343	Ivan LOSEV	UKR	26 Jan 86	1:22:43 SB	+ 3:21	
		20:25 (45)			40:39 (29) 20:14	1:01:20 (29) 20:41	21:23
33	187	Miguel Ángel LÓPEZ	ESP	03 Jul 88	1:22:46 SB	+ 3:24	
		20:24 (36)			40:49 (37) 20:25	1:01:33 (37) 20:44	21:13
34	208	Tom BOSWORTH	GBR	17 Jan 90	1:22:55	+ 3:33	
		20:24 (31)			40:46 (33) 20:22	1:01:36 (38) 20:50	21:19
35	298	Dawid TOMALA	POL	27 Aug 89	1:23:07	+ 3:45 ~	
		20:59 (79)			41:39 (64) 20:40	1:02:24 (50) 20:45	20:43
36	290	Rafal AUGUSTYN	POL	14 May 84	1:23:09 SB	+ 3:47 > >	
		20:26 (50)			41:11 (47) 20:45	1:02:17 (48) 21:06	20:52

RACE ANALYSIS
20 Kilometres Race Walk Men

PLACE	BIB	NAME	COUNTRY	DATE of BIRTH	RESULT	RED CARDS	
		5 Km					
		10 Km					
		15 Km					
37	279	Håvard HAUKENES	NOR	22 Apr 90	1:23:15 PB	+ 3:53	
		21:03 (83)			41:36 (63) 20:33	1:02:23 (49) 20:47	20:52
38	320	Antón KUCMÍN	SVK	07 Jun 84	1:23:17	+ 3:55	
		20:44 (69)			41:29 (60) 20:45	1:02:26 (51) 20:57	20:51
39	102	Rhydian COWLEY	AUS	04 Jan 91	1:23:21	+ 3:59 >	
		20:36 (57)			41:12 (48) 20:36	1:02:28 (52) 21:16	20:53
40	110	Dzmitry DZIUBIN	BLR	12 Jul 90	1:23:32	+ 4:10	
		20:45 (70)			41:22 (51) 20:37	1:02:01 (41) 20:39	21:31
41	262	Satoshi MARUO	JPN	28 Nov 91	1:23:38	+ 4:16	
		20:24 (34)			40:46 (32) 20:22	1:01:40 (40) 20:54	21:58
42	228	Sandeep KUMAR	IND	01 May 86	1:23:51	+ 4:29	
		20:22 (10)			40:42 (31) 20:20	1:02:13 (44) 21:31	21:38
43	272	Hyunsub KIM	KOR	31 May 85	1:23:51 SB	+ 4:29	
		20:22 (5)			40:30 (21) 20:08	1:01:20 (28) 20:50	22:31
44	267	Georgiy SHEIKO	KAZ	24 Aug 89	1:23:51	+ 4:29 ~	
		20:25 (44)			41:04 (44) 20:39	1:02:16 (46) 21:12	21:35
45	112	Aliaksandr LIAKHOVICH	BLR	04 Jul 89	1:23:59	+ 4:37	
		20:25 (46)			40:59 (42) 20:34	1:02:13 (45) 21:14	21:46
46	196	Jarkko KINNUNEN	FIN	19 Jan 84	1:24:00	+ 4:38 ~ >	
		21:02 (81)			41:55 (71) 20:53	1:02:50 (55) 20:55	21:10
47	124	Moacir ZIMMERMANN	BRA	30 Dec 83	1:24:02	+ 4:40	
		20:21 (1)			40:28 (7) 20:07	1:02:05 (42) 21:37	21:57
48	249	Francesco FORTUNATO	ITA	13 Dec 94	1:24:19	+ 4:57	
		20:55 (73)			41:39 (65) 20:44	1:02:44 (53) 21:05	21:35
49	269	Byeong Kwang CHOE	KOR	07 Apr 91	1:24:20	+ 4:58	
		20:37 (58)			41:28 (55) 20:51	1:03:03 (62) 21:35	21:17
50	207	Aurelien QUINION	FRA	27 Jan 93	1:24:27 PB	+ 5:05	
		20:44 (66)			41:28 (56) 20:44	1:02:51 (56) 21:23	21:36
51	177	Alberto AMEZCUA	ESP	10 May 92	1:24:28	+ 5:06	
		20:24 (41)			40:53 (40) 20:29	1:01:37 (39) 20:44	22:51
52	251	Vito MINEI	ITA	16 Jun 94	1:24:42 PB	+ 5:20	
		20:44 (62)			41:41 (68) 20:57	1:02:54 (58) 21:13	21:48
53	294	Jakub JELONEK	POL	07 Jul 85	1:24:44	+ 5:22	
		20:26 (47)			41:29 (58) 21:03	1:03:03 (61) 21:34	21:41
54	329	Mert ATLI	TUR	23 Jul 93	1:24:45	+ 5:23	
		20:33 (53)			41:28 (54) 20:55	1:02:44 (54) 21:16	22:01
55	239	Alex WRIGHT	IRL	19 Dec 90	1:24:46 SB	+ 5:24	
		20:44 (67)			41:32 (62) 20:48	1:03:02 (60) 21:30	21:44



RACE ANALYSIS
20 Kilometres Race Walk Men

PLACE	BIB	NAME	COUNTRY	DATE of BIRTH	RESULT	RED CARDS			
<table border="1"> <tr> <th>5 Km</th> <th>10 Km</th> <th>15 Km</th> </tr> </table>			5 Km	10 Km	15 Km				
5 Km	10 Km	15 Km							
56	191	Benjamín SÁNCHEZ	ESP	10 Mar 85	1:24:50 SB	+ 5:28			
		20:24 (40) 41:28 (57) 1:03:02 (59) 21:04 21:34 21:48							
57	311	Lebogang SHANGE	RSA	01 Aug 90	1:24:53	+ 5:31			
		20:22 (12) 40:29 (16) 1:01:07 (25) 20:07 20:38 23:46							
58	198	Aleksi OJALA	FIN	09 Dec 92	1:24:59 PB	+ 5:37 >			
		20:53 (72) 42:06 (73) 1:03:38 (69) 21:13 21:32 21:21							
59	202	Jean BLANCHETEAU	FRA	07 Jan 96	1:25:08 SB	+ 5:46			
		21:22 (88) 42:21 (76) 1:03:36 (68) 20:59 21:15 21:32							
60	242	Michele ANTONELLI	ITA	23 May 94	1:25:11	+ 5:49			
		20:57 (76) 41:58 (72) 1:03:27 (66) 21:01 21:29 21:44							
61	214	Nils BREMBACH	GER	23 Feb 93	1:25:20	+ 5:58 ~			
		20:26 (49) 41:13 (49) 1:03:03 (63) 20:47 21:50 22:17							
62	285	Pavel CHIHUAN	PER	19 Jan 86	1:25:24 SB	+ 6:02			
		20:33 (54) 41:27 (53) 1:03:10 (64) 20:54 21:43 22:14							
63	236	Brendan BOYCE	IRL	15 Oct 86	1:25:38 SB	+ 6:16			
		21:17 (86) 42:22 (77) 1:03:43 (70) 21:05 21:21 21:55							
64	146	Alexander CASTAÑEDA	COL	19 Feb 92	1:25:46 SB	+ 6:24 ~			
		20:44 (68) 42:08 (74) 1:04:15 (75) 21:24 22:07 21:31							
65	274	Marius ŠAVELSKIS	LTU	30 Jul 94	1:26:02	+ 6:40			
		20:36 (56) 41:40 (67) 1:03:58 (74) 21:04 22:18 22:04							
66	335	Ersin TACIR	TUR	01 Apr 85	1:26:14	+ 6:52			
		20:44 (65) 41:50 (70) 1:03:47 (72) 21:06 21:57 22:27							
67	247	Leonardo DEI TOS	ITA	27 Apr 92	1:26:38	+ 7:16			
		20:44 (63) 41:42 (69) 1:03:34 (67) 20:58 21:52 23:04							
68	237	Robert HEFFERNAN	IRL	28 Feb 78	1:26:48	+ 7:26 >			
		20:24 (33) 41:40 (66) 1:03:47 (71) 21:16 22:07 23:01							
69	258	Isamu FUJISAWA	JPN	12 Oct 87	1:26:54	+ 7:32			
		20:24 (38) 40:49 (38) 1:02:16 (47) 20:25 21:27 24:38							
70	312	Wayne SNYMAN	RSA	08 Mar 85	1:27:15	+ 7:53			
		20:45 (71) 41:22 (50) 1:02:51 (57) 20:37 21:29 24:24							
71	238	Cian MCMANAMON	IRL	10 Nov 91	1:27:26 PB	+ 8:04			
		21:45 (101) 43:26 (87) 1:05:05 (76) 21:41 21:39 22:21							
72	154	Kenny Martín PÉREZ	COL	10 Aug 94	1:27:39 SB	+ 8:17			
		20:23 (18) 41:31 (61) 1:03:49 (73) 21:08 22:18 23:50							
73	283	Yassir CABRERA	PAN	28 Jan 88	1:27:46 PB	+ 8:24 ~			
		21:31 (93) 43:26 (86) 1:05:27 (79) 21:55 22:01 22:19							
74	299	Miguel CARVALHO	POR	02 Sep 94	1:28:03	+ 8:41			
		21:24 (91) 43:05 (83) 1:05:32 (80) 21:41 22:27 22:31							



RACE ANALYSIS
20 Kilometres Race Walk Men

PLACE	BIB	NAME	COUNTRY	DATE of BIRTH	RESULT	RED CARDS
		5 Km				
		10 Km				
		15 Km				
75	135	Tianlei LI	CHN	23 Sep 90	1:28:21	+ 8:59
		20:39 (61)			41:23 (52)	1:03:16 (65)
					20:44	21:53
						25:05
76	273	Chilsung PARK	KOR	08 Jul 82	1:28:32 SB	+ 9:10
		21:23 (90)			43:39 (89)	1:06:08 (85)
					22:16	22:29
						22:24
77	321	Dušan MAJDAN	SVK	08 Sep 87	1:28:42	+ 9:20
		21:45 (102)			43:57 (91)	1:06:20 (88)
					22:12	22:23
						22:22
78	118	Marco Antonio RODRÍGUEZ	BOL	24 Jan 94	1:28:44	+ 9:22
		21:20 (87)			43:04 (82)	1:05:37 (81)
					21:44	22:33
						23:07
79	293	Rafal FEDACZYNSKI	POL	03 Dec 80	1:28:56	+ 9:34
		20:58 (78)			42:56 (81)	1:05:37 (82)
					21:58	22:41
						23:19
80	168	Jordy JIMÉNEZ	ECU	11 Feb 94	1:29:17	+ 9:55
		20:24 (42)			42:39 (78)	1:05:27 (77)
					22:15	22:48
						23:50
81	303	Luis COLÓN	PUR	16 Jun 94	1:29:25 SB	+ 10:03 ~
		21:31 (92)			43:21 (85)	1:05:27 (78)
					21:50	22:06
						23:58
82	123	Rudney NOGUEIRA	BRA	01 Feb 90	1:29:30 SB	+ 10:08
		22:03 (110)			44:15 (96)	1:06:54 (92)
					22:12	22:39
						22:36
83	342	Andrii KOVENKO	UKR	25 Nov 73	1:29:32	+ 10:10 ~
		20:56 (74)			42:09 (75)	1:06:10 (86)
					21:13	24:01
						23:22
84	345	Kostyantyn PUZANOV	UKR	19 May 91	1:29:50	+ 10:28 >
		21:16 (85)			42:51 (80)	1:05:56 (83)
					21:35	23:05
						23:54
85	316	Predrag FILIPOVIC	SRB	05 Oct 78	1:29:53	+ 10:31
		21:47 (103)			44:24 (98)	1:07:04 (93)
					22:37	22:40
						22:49
86	351	Emmanuel CORVERA	USA	25 Mar 93	1:29:56	+ 10:34 ~ ~
		22:03 (108)			44:01 (92)	1:06:20 (89)
					21:58	22:19
						23:36
87	334	Sahin SENODUNCU	TUR	24 Apr 94	1:30:46	+ 11:24
		20:58 (77)			43:38 (88)	1:06:16 (87)
					22:40	22:38
						24:30
88	305	Adrian Ionut DRAGOMIR	ROU	01 Nov 94	1:31:03 SB	+ 11:41 >
		21:39 (97)			44:16 (97)	1:07:24 (94)
					22:37	23:08
						23:39
89	125	Mathieu BILODEAU	CAN	27 Nov 83	1:31:13 SB	+ 11:51
		21:44 (100)			44:02 (93)	1:07:52 (96)
					22:18	23:50
						23:21
90	357	Anthony PETERS	USA	23 Apr 96	1:31:19 PB	+ 11:57
		23:08 (115)			45:39 (105)	1:08:08 (97)
					22:31	22:29
						23:11
91	116	Yauhen ZALESKI	BLR	16 Jun 93	1:31:31	+ 12:09 ~ ~
		21:03 (82)			43:18 (84)	1:06:44 (91)
					22:15	23:26
						24:47
92	201	Fabián BERNABÉ	FRA	13 Sep 95	1:32:10 SB	+ 12:48
		22:02 (107)			44:04 (94)	1:07:48 (95)
					22:02	23:44
						24:22
93	323	Miroslav ÚRADNÍK	SVK	24 Mar 96	1:32:23	+ 13:01
		20:57 (75)			44:39 (102)	1:08:30 (99)
					23:42	23:51
						23:53

RACE ANALYSIS
20 Kilometres Race Walk Men

PLACE	BIB	NAME	COUNTRY	DATE of BIRTH	RESULT	RED CARDS							
<table border="1"> <tr> <th>5 Km</th> <th>10 Km</th> <th>15 Km</th> <th></th> </tr> </table>			5 Km	10 Km	15 Km								
5 Km	10 Km	15 Km											
94	106	Brendon READING	AUS	26 Jan 89	1:32:32	+ 13:10							
<table border="1"> <tr> <td>21:03 (84)</td> <td>42:48 (79) 21:45</td> <td>1:06:22 (90) 23:34</td> <td>26:10</td> </tr> </table>			21:03 (84)	42:48 (79) 21:45	1:06:22 (90) 23:34	26:10							
21:03 (84)	42:48 (79) 21:45	1:06:22 (90) 23:34	26:10										
95	101	Nathan BRILL	AUS	24 May 96	1:32:48	+ 13:26							
<table border="1"> <tr> <td>21:34 (94)</td> <td>44:29 (100) 22:55</td> <td>1:08:31 (100) 24:02</td> <td>24:17</td> </tr> </table>			21:34 (94)	44:29 (100) 22:55	1:08:31 (100) 24:02	24:17							
21:34 (94)	44:29 (100) 22:55	1:08:31 (100) 24:02	24:17										
96	270	Hyeonmyeong JOO	KOR	31 May 97	1:33:35 PB	+ 14:13							
<table border="1"> <tr> <td>22:02 (106)</td> <td>45:05 (103) 23:03</td> <td>1:08:52 (101) 23:47</td> <td>24:43</td> </tr> </table>			22:02 (106)	45:05 (103) 23:03	1:08:52 (101) 23:47	24:43							
22:02 (106)	45:05 (103) 23:03	1:08:52 (101) 23:47	24:43										
97	353	Matthew FORGUES	USA	17 Apr 92	1:35:42 PB	+ 16:20							
<table border="1"> <tr> <td>23:09 (116)</td> <td>46:39 (108) 23:30</td> <td>1:11:00 (102) 24:21</td> <td>24:42</td> </tr> </table>			23:09 (116)	46:39 (108) 23:30	1:11:00 (102) 24:21	24:42							
23:09 (116)	46:39 (108) 23:30	1:11:00 (102) 24:21	24:42										
98	310	Sizwe NDEBELE	RSA	01 Jan 94	1:36:12	+ 16:50							
<table border="1"> <tr> <td>21:38 (96)</td> <td>44:07 (95) 22:29</td> <td>1:08:18 (98) 24:11</td> <td>27:54</td> </tr> </table>			21:38 (96)	44:07 (95) 22:29	1:08:18 (98) 24:11	27:54							
21:38 (96)	44:07 (95) 22:29	1:08:18 (98) 24:11	27:54										
99	221	Josè ROMERO	HON	08 Jul 83	1:36:59 SB	+ 17:37							
<table border="1"> <tr> <td>23:25 (118)</td> <td>47:30 (110) 24:05</td> <td>1:12:11 (104) 24:41</td> <td>24:48</td> </tr> </table>			23:25 (118)	47:30 (110) 24:05	1:12:11 (104) 24:41	24:48							
23:25 (118)	47:30 (110) 24:05	1:12:11 (104) 24:41	24:48										
100	159	Deiby CORDERO	CRC	13 Dec 92	1:37:06	+ 17:44							
<table border="1"> <tr> <td>23:25 (117)</td> <td>47:27 (109) 24:02</td> <td>1:12:10 (103) 24:43</td> <td>24:56</td> </tr> </table>			23:25 (117)	47:27 (109) 24:02	1:12:10 (103) 24:43	24:56							
23:25 (117)	47:27 (109) 24:02	1:12:10 (103) 24:43	24:56										
101	192	Lauri LELUMES	EST	23 Apr 78	1:44:12 SB	+ 24:50 > >							
<table border="1"> <tr> <td>24:48 (121)</td> <td>50:43 (112) 25:55</td> <td>1:17:22 (106) 26:39</td> <td>26:50</td> </tr> </table>			24:48 (121)	50:43 (112) 25:55	1:17:22 (106) 26:39	26:50							
24:48 (121)	50:43 (112) 25:55	1:17:22 (106) 26:39	26:50										
102	352	Matthew DEWITT	USA	13 Nov 79	1:46:59	+ 27:37 >							
<table border="1"> <tr> <td>24:09 (120)</td> <td>49:30 (111) 25:21</td> <td>1:17:28 (107) 27:58</td> <td>29:31</td> </tr> </table>			24:09 (120)	49:30 (111) 25:21	1:17:28 (107) 27:58	29:31							
24:09 (120)	49:30 (111) 25:21	1:17:28 (107) 27:58	29:31										
<table border="1"> <tr> <td>145</td> <td>Eider ARÉVALO</td> <td></td> <td></td> </tr> <tr> <td>20:23 (26)</td> <td>40:58 (41) 20:35</td> <td>1:02:12 (43) 21:14</td> <td></td> </tr> </table>			145	Eider ARÉVALO			20:23 (26)	40:58 (41) 20:35	1:02:12 (43) 21:14		COL	09 Mar 93	DNF
145	Eider ARÉVALO												
20:23 (26)	40:58 (41) 20:35	1:02:12 (43) 21:14											
<table border="1"> <tr> <td>234</td> <td>Ebrahim RAHIMIAN</td> <td></td> <td></td> </tr> <tr> <td>21:50 (104)</td> <td>45:54 (106) 24:04</td> <td>1:12:49 (105) 26:55</td> <td></td> </tr> </table>			234	Ebrahim RAHIMIAN			21:50 (104)	45:54 (106) 24:04	1:12:49 (105) 26:55		IRI	29 Jun 81	DNF
234	Ebrahim RAHIMIAN												
21:50 (104)	45:54 (106) 24:04	1:12:49 (105) 26:55											
<table border="1"> <tr> <td>109</td> <td>Peter VAN HOVE</td> <td></td> <td></td> </tr> <tr> <td>27:01 (122)</td> <td>56:20 (113) 29:19</td> <td>1:27:26 (108) 31:06</td> <td></td> </tr> </table>			109	Peter VAN HOVE			27:01 (122)	56:20 (113) 29:19	1:27:26 (108) 31:06		BEL	12 Feb 81	DNF *
109	Peter VAN HOVE												
27:01 (122)	56:20 (113) 29:19	1:27:26 (108) 31:06											
<table border="1"> <tr> <td>330</td> <td>Serkan DOGAN</td> <td></td> <td></td> </tr> <tr> <td>20:44 (64)</td> <td>41:29 (59) 20:45</td> <td></td> <td></td> </tr> </table>			330	Serkan DOGAN			20:44 (64)	41:29 (59) 20:45			TUR	01 Jan 92	DNF
330	Serkan DOGAN												
20:44 (64)	41:29 (59) 20:45												
<table border="1"> <tr> <td>322</td> <td>Michal MORVAY</td> <td></td> <td></td> </tr> <tr> <td>22:04 (111)</td> <td>46:07 (107) 24:03</td> <td></td> <td></td> </tr> </table>			322	Michal MORVAY			22:04 (111)	46:07 (107) 24:03			SVK	19 Aug 96	DNF >
322	Michal MORVAY												
22:04 (111)	46:07 (107) 24:03												
<table border="1"> <tr> <td>120</td> <td>José Alessandro BAGIO</td> <td></td> <td></td> </tr> <tr> <td>20:23 (17)</td> <td></td> <td></td> <td></td> </tr> </table>			120	José Alessandro BAGIO			20:23 (17)				BRA	16 Apr 81	DNF
120	José Alessandro BAGIO												
20:23 (17)													
<table border="1"> <tr> <td>131</td> <td>Ding CHEN</td> <td></td> <td></td> </tr> <tr> <td>21:37 (95)</td> <td></td> <td></td> <td></td> </tr> </table>			131	Ding CHEN			21:37 (95)				CHN	05 Aug 92	DNF
131	Ding CHEN												
21:37 (95)													
<table border="1"> <tr> <td>261</td> <td>Kai KOBAYASHI</td> <td></td> <td></td> </tr> <tr> <td>22:11 (112)</td> <td></td> <td></td> <td></td> </tr> </table>			261	Kai KOBAYASHI			22:11 (112)				JPN	28 Feb 93	DNF
261	Kai KOBAYASHI												
22:11 (112)													
<table border="1"> <tr> <td>176</td> <td>Luis LÓPEZ</td> <td></td> <td></td> </tr> <tr> <td>23:33 (119)</td> <td></td> <td></td> <td></td> </tr> </table>			176	Luis LÓPEZ			23:33 (119)				ESA	18 Jan 94	DNF
176	Luis LÓPEZ												
23:33 (119)													
<table border="1"> <tr> <td>153</td> <td>José Leonardo MONTAÑA</td> <td></td> <td></td> </tr> <tr> <td>22:27 (114)</td> <td></td> <td></td> <td></td> </tr> </table>			153	José Leonardo MONTAÑA			22:27 (114)				COL	21 Mar 92	DNF
153	José Leonardo MONTAÑA												
22:27 (114)													

RACE ANALYSIS
20 Kilometres Race Walk Men

PLACE	BIB	NAME	COUNTRY	DATE of BIRTH	RESULT	RED CARDS
		5 Km				
		10 Km				
		15 Km				
	199	Veli-Matti PARTANEN	FIN	28 Oct 91	DNF	
	21:56	(105)				
	358	John Cody RISCH	USA	18 Sep 90	DNF	>
	22:19	(113)				
	254	Giorgio RUBINO	ITA	15 Apr 86	DNF	~
	20:33	(55)				
	302	Sérgio VIEIRA	POR	20 Feb 76	DNF	
	20:59	(80)				
	225	Singh DEVENDER	IND	05 Dec 83	DQ	230.7(a) ~ ~ ~
	20:22	(15)				
	40:30	(20)				
	1:00:56	(19)				
	20:08					
	20:26					
	210	Dominic KING	GBR	30 May 83	DQ	230.7(a) ~ > >
	21:39	(98)				
	43:48	(90)				
	1:06:07	(84)				
	22:09					
	22:19					
	235	Hamid Reza ZOORAVAND	IRI	13 Jan 90	DQ	230.7(a) ~ > >
	20:22	(7)				
	40:29	(13)				
	1:01:03	(22)				
	20:07					
	20:34					
	327	Raouf BEN BEHI	TUN	06 Apr 95	DQ	230.7(a) > > >
	21:22	(89)				
	44:25	(99)				
	23:03					
	160	Lukáš GDULA	CZE	06 Dec 91	DQ	230.7(a) > > >
	21:44	(99)				
	45:06	(104)				
	23:22					
	197	Matias KORPELA	FIN	16 Nov 89	DQ	230.7(a) > > >
	22:03	(109)				
	44:34	(101)				
	22:31					
	289	Mohammed ABUSWEILEM	PLE	27 Mar 96	DNS	
	104	Michael HOSKING	AUS	16 Oct 85	DNS	

NOTE IAAF Rule * - Beyond Time Limit
IAAF Rule 230.7(a) - Repeated failure to comply with the definition of Race Walking



RACE ANALYSIS




50 Kilometres Race Walk

8 May 2016 08:59 START TIME 19° C 49 %
TEMPERATURE HUMIDITY
13:53 END TIME 19° C 49 %

PLACE	BIB	NAME	COUNTRY							DATE OF BIRTH	RESULT	RED CARDS
5 Km	10 Km	15 Km	20 Km	25 Km	30 Km	35 Km	40 Km	45 Km				
1	255	Alex SCHWAZER	ITA							26 Dec 84	3:39:00 SB	
22:36 (3)	45:09 (3) 22:33	1:07:12 (1) 22:03	1:28:53 (1) 21:41	1:50:58 (1) 22:05	2:12:29 (1) 21:31	2:33:57 (1) 21:28	2:55:26 (1) 21:29	3:17:14 (1) 21:48		21:46		
2	108	Jared TALLENT	AUS							17 Oct 84	3:42:36 SB	+ 3:36
22:36 (1)	45:09 (5) 22:33	1:07:13 (3) 22:04	1:28:55 (3) 21:42	1:51:04 (2) 22:09	2:12:57 (4) 21:53	2:34:45 (2) 21:48	2:56:56 (2) 22:11	3:19:31 (2) 22:35		23:05		
3	339	Igor GLAVAN	UKR							25 Sep 90	3:44:02 SB	+ 5:02
23:07 (10)	45:53 (10) 22:46	1:08:17 (9) 22:24	1:30:25 (11) 22:08	1:52:30 (8) 22:05	2:14:33 (6) 22:03	2:36:26 (5) 21:53	3:00:10 (6) 23:44	3:21:57 (4) 21:47		22:05		
4	246	Marco DE LUCA	ITA							12 May 81	3:44:47 PB	+ 5:47 ~
22:38 (5)	45:07 (1) 22:29	1:07:15 (5) 22:08	1:29:20 (5) 22:05	1:51:39 (5) 22:19	2:14:03 (5) 22:24	2:36:31 (6) 22:28	2:58:57 (4) 22:26	3:21:51 (3) 22:54		22:56		
5	244	Teodorico CAPORASO	ITA							14 Sep 87	3:48:29 PB	+ 9:29 ~
23:22 (31)	46:29 (24) 23:07	1:09:37 (25) 23:08	1:32:26 (19) 22:49	1:55:01 (18) 22:35	2:17:39 (13) 22:38	2:40:17 (10) 22:38	3:02:46 (9) 22:29	3:25:31 (6) 22:45		22:58		
6	183	José Ignacio DÍAZ	ESP							22 Nov 79	3:51:10 SB	+ 12:10
23:39 (38)	47:11 (38) 23:32	1:10:33 (39) 23:22	1:33:39 (35) 23:06	1:56:47 (31) 23:08	2:19:58 (28) 23:11	2:42:50 (23) 22:52	3:05:43 (15) 22:53	3:28:32 (8) 22:49		22:38		
7	336	Ivan BANZERUK	UKR							09 Feb 90	3:51:57 SB	+ 12:57
23:22 (27)	46:28 (19) 23:06	1:09:37 (27) 23:09	1:32:27 (23) 22:50	1:55:02 (21) 22:35	2:17:46 (15) 22:44	2:40:40 (13) 22:54	3:03:45 (10) 23:05	3:27:44 (7) 23:59		24:13		
8	250	Matteo GIUPPONI	ITA							08 Oct 88	3:52:27 SB	+ 13:27
22:36 (2)	45:09 (2) 22:33	1:07:13 (2) 22:04	1:28:53 (2) 21:40	1:51:05 (3) 22:12	2:12:57 (3) 21:52	2:35:06 (4) 22:09	2:57:58 (3) 22:52	3:22:47 (5) 24:49		29:40		
9	156	Jorge Armando RUIZ	COL							17 May 89	3:53:53 PB	+ 14:53 > >
23:22 (32)	46:37 (31) 23:15	1:09:41 (31) 23:04	1:32:39 (27) 22:58	1:55:55 (27) 23:16	2:19:18 (24) 23:23	2:42:31 (20) 23:13	3:06:01 (18) 23:30	3:30:02 (13) 24:01		23:51		
10	291	Damian BLOCKI	POL							28 Apr 89	3:54:26 SB	+ 15:26
23:22 (29)	46:28 (22) 23:06	1:09:27 (18) 22:59	1:32:12 (16) 22:45	1:55:13 (22) 23:01	2:18:17 (19) 23:04	2:41:53 (17) 23:36	3:05:18 (13) 23:25	3:29:41 (12) 24:23		24:45		
11	170	Rolando SAQUIPAY	ECU							21 Jul 79	3:54:32 SB	+ 15:32
23:22 (30)	46:30 (29) 23:08	1:09:37 (24) 23:07	1:32:26 (20) 22:49	1:55:02 (20) 22:36	2:17:47 (16) 22:45	2:40:37 (12) 22:50	3:03:54 (11) 23:17	3:28:56 (10) 25:02		25:36		
12	178	Francisco ARCILLA	ESP							14 Jan 84	3:55:06 PB	+ 16:06
23:27 (35)	46:54 (37) 23:27	1:10:28 (37) 23:34	1:33:35 (34) 23:07	1:56:44 (29) 23:09	2:19:58 (27) 23:14	2:42:28 (18) 22:30	3:05:43 (16) 23:15	3:29:39 (11) 23:56		25:27		
13	257	Federico TONTODONATI	ITA							30 Oct 89	3:55:17 SB	+ 16:17
22:39 (6)	45:10 (6) 22:31	1:07:42 (6) 22:32	1:29:59 (6) 22:17	1:52:16 (6) 22:17	2:15:04 (9) 22:48	2:38:16 (8) 23:12	3:02:22 (7) 24:06	3:28:33 (9) 26:11		26:44		
14	171	Claudio VILLANUEVA	ECU							03 Aug 88	3:58:56 SB	+ 19:56
23:21 (22)	46:28 (18) 23:07	1:09:27 (17) 22:59	1:32:12 (17) 22:45	1:55:01 (19) 22:49	2:17:39 (14) 22:38	2:40:32 (11) 22:53	3:04:07 (12) 23:35	3:30:44 (14) 26:37		28:12		
15	189	Mikel ODRIOZOLA	ESP							25 May 73	3:59:58	+ 20:58
23:21 (19)	46:28 (21) 23:07	1:09:36 (20) 23:08	1:32:38 (25) 23:02	1:55:54 (24) 23:16	2:19:18 (23) 23:24	2:42:49 (22) 23:31	3:07:34 (20) 24:45	3:33:53 (17) 26:19		26:05		
16	155	James RENDÓN	COL							07 Apr 85	4:00:31 SB	+ 21:31
23:21 (20)	46:29 (25) 23:08	1:09:37 (26) 23:08	1:32:25 (18) 22:48	1:55:25 (23) 23:00	2:19:30 (26) 24:05	2:42:30 (19) 23:00	3:06:01 (17) 23:31	3:32:43 (16) 26:42		27:48		
17	276	Jorge Alejandro MARTÍNEZ	MEX							25 Oct 90	4:00:59	+ 21:59 > >
23:00 (7)	45:25 (8) 22:25	1:07:49 (8) 22:24	1:30:20 (8) 22:31	1:52:49 (11) 22:29	2:15:41 (10) 22:52	2:38:46 (9) 23:05	3:02:34 (8) 23:48	3:32:14 (15) 29:40		28:45		






RACE ANALYSIS
50 Kilometres Race Walk

PLACE	BIB	NAME	COUNTRY					DATE of BIRTH			RESULT	RED CARDS
5 Km	10 Km	15 Km	20 Km	25 Km	30 Km	35 Km	40 Km	45 Km				
18	337	Serhiy BUDZA	UKR					06 Dec 84			4:01:23 SB	+ 22:23 >
23:08 (16)	45:54 (13) 22:46	1:08:28 (14) 22:34	1:31:35 (14) 23:07	1:54:55 (15) 23:20	2:18:36 (21) 23:41	2:43:00 (25) 24:24	3:07:59 (21) 24:59	3:34:51 (18) 26:52	26:32			
19	139	Faguang XU	CHN					17 May 87			4:01:36	+ 22:36
23:21 (25)	46:28 (20) 23:07	1:09:42 (32) 23:14	1:33:33 (33) 23:51	1:56:44 (30) 23:11	2:20:58 (30) 24:14	2:45:32 (27) 24:34	3:10:56 (24) 25:24	3:35:40 (19) 24:44	25:56			
20	362	Yerenman SALAZAR	VEN					24 Oct 78			4:02:48 NR	+ 23:48
23:54 (40)	47:47 (42) 23:53	1:12:03 (42) 24:16	1:36:11 (41) 24:08	2:00:19 (40) 24:08	2:24:18 (34) 23:59	2:48:19 (31) 24:01	3:12:27 (26) 24:08	3:37:14 (22) 24:47	25:34			
21	306	Narcis Stefan MIHAILA	ROU					04 Aug 87			4:03:42 PB	+ 24:42
24:33 (51)	48:50 (52) 24:17	1:13:12 (51) 24:22	1:37:34 (51) 24:22	2:02:13 (47) 24:39	2:26:43 (41) 24:30	2:51:02 (37) 24:19	3:14:56 (31) 23:54	3:39:20 (23) 24:24	24:22			
22	166	Jonnathan CACERES	ECU					20 Jan 90			4:04:29 SB	+ 25:29
23:21 (24)	46:29 (27) 23:08	1:09:36 (22) 23:07	1:32:26 (21) 22:50	1:55:01 (17) 22:35	2:17:47 (17) 22:46	2:41:17 (16) 23:30	3:09:35 (22) 28:18	3:35:45 (20) 26:10	28:44			
23	190	Pablo OLIVA	ESP					15 Oct 96			4:05:41	+ 26:41
25:02 (57)	49:52 (57) 24:50	1:14:52 (55) 25:00	1:39:07 (54) 24:15	2:03:49 (52) 24:42	2:28:25 (46) 24:36	2:52:30 (42) 24:05	3:17:08 (35) 24:38	3:41:21 (26) 24:13	24:20			
24	284	Luis Henry CAMPOS	PER					10 Nov 95			4:05:47 PB	+ 26:47
23:54 (41)	47:47 (43) 23:53	1:12:03 (44) 24:16	1:36:11 (44) 24:08	2:00:19 (43) 24:08	2:24:19 (36) 24:00	2:48:35 (35) 24:16	3:13:36 (29) 25:01	3:39:47 (24) 26:11	26:00			
25	157	Omar Daniel SIERRA	COL					10 Jan 88			4:05:56	+ 26:56
23:21 (18)	46:29 (23) 23:08	1:09:36 (21) 23:07	1:32:26 (22) 22:50	1:55:01 (16) 22:35	2:17:47 (18) 22:46	2:41:01 (15) 23:14	3:07:25 (19) 26:24	3:36:27 (21) 29:02	29:29			
26	297	Grzegorz SUDOL	POL					28 Aug 78			4:07:53 SB	+ 28:53 >
23:08 (13)	45:53 (9) 22:45	1:08:17 (12) 22:24	1:30:41 (12) 22:24	1:54:14 (12) 23:33	2:19:08 (22) 24:54	2:46:10 (29) 27:02	3:13:33 (28) 27:23	3:41:31 (27) 27:58	26:22			
27	232	Jitendra SINGH	IND					20 Mar 84			4:08:36 PB	+ 29:36 >
24:16 (47)	48:49 (50) 24:33	1:13:12 (53) 24:23	1:37:34 (49) 24:22	2:02:14 (48) 24:40	2:26:43 (42) 24:29	2:51:02 (39) 24:19	3:15:46 (32) 24:44	3:41:58 (29) 26:12	26:38			
28	148	Fredy HERNÁNDEZ	COL					25 Apr 78			4:10:53 SB	+ 31:53
23:21 (23)	46:31 (30) 23:10	1:09:37 (29) 23:06	1:32:39 (26) 23:02	1:55:55 (25) 23:16	2:19:19 (25) 23:24	2:42:56 (24) 23:37	3:09:59 (23) 27:03	3:41:20 (25) 31:21	29:33			
29	347	Marian ZAKALNYTSTYI	UKR					19 Aug 94			4:13:24 SB	+ 34:24
23:36 (37)	46:52 (36) 23:16	1:10:21 (35) 23:29	1:33:43 (36) 23:22	1:57:19 (35) 23:36	2:21:05 (31) 23:46	2:45:10 (26) 24:05	3:12:06 (25) 26:56	3:41:51 (28) 29:45	31:33			
30	140	Hang ZHANG	CHN					29 Oct 91			4:17:03	+ 38:03
23:07 (12)	46:19 (17) 23:12	1:09:37 (30) 23:18	1:33:10 (31) 23:33	1:56:59 (33) 23:49	2:20:45 (29) 23:46	2:47:40 (30) 26:55	3:16:33 (33) 28:53	3:47:01 (30) 30:28	30:02			
31	224	Dávid TOKODI	HUN					03 May 91			4:17:22	+ 38:22
24:34 (52)	48:49 (49) 24:15	1:13:11 (49) 24:22	1:37:34 (48) 24:23	2:02:14 (49) 24:40	2:26:43 (43) 24:29	2:52:50 (43) 26:07	3:21:36 (38) 28:46	3:50:25 (32) 28:49	26:57			
32	142	Lin ZHANG	CHN					11 Nov 93			4:19:43	+ 40:43 >
23:06 (9)	45:58 (15) 22:52	1:08:17 (11) 22:19	1:30:25 (10) 22:08	1:52:49 (10) 22:24	2:16:20 (11) 23:31	2:42:34 (21) 26:14	3:13:31 (27) 30:57	3:48:19 (31) 34:48	31:24			
33	271	Kildong KANG	KOR					12 Jul 92			4:20:24 PB	+ 41:24 >
24:39 (54)	49:01 (55) 24:22	1:13:26 (54) 24:25	1:37:48 (53) 24:22	2:02:21 (50) 24:33	2:26:48 (45) 24:27	2:51:39 (41) 24:51	3:20:35 (37) 28:56	3:51:00 (33) 30:25	29:24			
34	278	Rob TERSTEEG	NED					03 Nov 76			4:21:33 PB	+ 42:33
24:59 (56)	49:51 (56) 24:52	1:14:53 (56) 25:02	1:39:57 (55) 25:04	2:05:28 (55) 25:31	2:31:13 (49) 25:45	2:58:10 (45) 26:57	3:25:43 (40) 27:33	3:53:49 (35) 28:06	27:44			
35	350	Nicholas CHRISTIE	USA					29 Sep 91			4:24:55 SB	+ 45:55
24:32 (49)	48:51 (53) 24:19	1:13:11 (48) 24:20	1:37:13 (46) 24:02	2:02:03 (45) 24:50	2:26:02 (39) 23:59	2:51:29 (40) 25:27	3:17:06 (34) 25:37	3:52:01 (34) 34:55	32:54			
36	360	Steven WASHBURN	USA					18 Aug 94			4:28:20 PB	+ 49:20 ~
27:48 (64)	55:18 (63) 27:30	1:22:19 (61) 27:01	1:49:09 (60) 26:50	2:16:05 (58) 26:56	2:42:23 (53) 26:18	3:08:50 (48) 26:27	3:35:02 (41) 26:12	4:01:34 (37) 26:32	26:46			






RACE ANALYSIS
50 Kilometres Race Walk

PLACE	BIB	NAME	COUNTRY	DATE OF BIRTH	RESULT	RED CARDS						
					5 Km 10 Km 15 Km 20 Km 25 Km 30 Km 35 Km 40 Km 45 Km							
37	356	Michael MANNOZZI	USA	15 Apr 86	4:39:33 PB	+ 1:00:33 ~						
		26:38 (61)		53:46 (61)	1:20:07 (60)	1:47:05 (59)	2:14:26 (57)	2:41:51 (52)	3:09:10 (49)	3:37:52 (42)	4:08:23 (38)	31:10
		27:08		26:21	26:58	27:21	27:25	27:19	28:42	30:31		
38	328	Hatem GHOLA	TUN	07 Jun 73	4:40:50 SB	+ 1:01:50						
		24:19 (48)		48:50 (51)	1:13:12 (52)	1:37:38 (52)	2:04:57 (54)	2:32:34 (50)	3:04:43 (46)	3:38:23 (43)	4:09:53 (39)	30:57
		24:31		24:22	24:26	27:19	27:37	32:09	33:40	31:30		
39	333	Ozan PAMUK	TUR	18 May 93	4:44:46 NR	+ 1:05:46						
		24:35 (53)		48:49 (47)	1:13:12 (50)	1:37:34 (50)	2:02:26 (51)	2:35:47 (51)	3:06:20 (47)	3:40:37 (44)	4:12:47 (40)	31:59
		24:14		24:23	24:22	24:52	33:21	30:33	34:17	32:10		
40	359	Erin TALCOTT	USA	21 May 78	4:51:08	+ 1:12:08						
		27:41 (62)		55:15 (62)	1:22:54 (62)	1:50:39 (61)	2:18:50 (59)	2:47:37 (54)	3:17:23 (50)	3:48:31 (45)	4:20:58 (41)	30:10
		27:34		27:39	27:45	28:11	28:47	29:46	31:08	32:27		
	219	Konstadinos DEDÓPOULOS	GRE	01 May 94	DNF	>						
		23:54 (44)		47:48 (44)	1:12:03 (43)	1:36:11 (42)	2:00:19 (41)	2:24:19 (35)	2:48:31 (34)	3:14:19 (30)	25:48	
		23:54		24:15	24:08	24:08	24:00	24:12				
	300	Pedro ISIDRO	POR	17 Jul 85	DNF							
		23:27 (34)		46:37 (32)	1:10:28 (38)	1:33:59 (39)	1:58:52 (38)	2:24:43 (37)	2:50:32 (36)	3:17:33 (36)	27:01	
		23:10		23:51	23:31	24:53	25:51	25:49				
	326	Perseus KARLSTRÖM	SWE	02 May 90	DNF							
		23:08 (15)		45:53 (11)	1:08:17 (10)	1:30:24 (9)	1:52:30 (9)	2:14:33 (7)	2:36:43 (7)	2:59:14 (5)	22:31	
		22:45		22:24	22:07	22:06	22:03	22:10				
	304	Marius COCIORAN	ROU	10 Jul 83	DNF							
		23:08 (17)		45:57 (14)	1:08:49 (15)	1:31:41 (15)	1:54:44 (14)	2:18:30 (20)	2:45:38 (28)	27:08		
		22:49		22:52	22:52	23:03	23:46	27:08				
	132	Yucheng HAN	CHN	16 Dec 78	DNF							
		22:36 (4)		45:09 (4)	1:07:13 (4)	1:28:55 (4)	1:51:05 (4)	2:12:57 (2)	2:34:45 (3)	21:48		
		22:33		22:04	21:42	22:10	21:52	21:48				
	117	Ronal QUISPE	BOL	05 Mar 88	DNF							
		23:23 (33)		46:40 (35)	1:10:10 (34)	1:33:27 (32)	1:56:47 (32)	2:21:13 (32)	2:48:29 (33)	27:16		
		23:17		23:30	23:17	23:20	23:20	24:26	27:16			
	230	Chandan SINGH	IND	08 Jun 87	DNF	>						
		23:54 (43)		47:48 (45)	1:12:03 (45)	1:36:11 (43)	2:00:19 (42)	2:26:43 (44)	26:24			
		23:54		24:15	24:15	24:08	24:08	26:24				
	150	Luis Fernando LÓPEZ	COL	03 Jun 79	DNF							
		23:22 (26)		46:37 (33)	1:09:37 (28)	1:32:35 (24)	1:55:55 (26)	23:20				
		23:15		23:00	22:58	23:20						
	185	Jesús Ángel GARCÍA	ESP	17 Oct 69	DNF							
		23:21 (21)		46:29 (26)	1:09:36 (23)	1:32:51 (28)	23:15					
		23:08		23:07	23:15							
	280	Erik TYSSE	NOR	04 Dec 80	DNF							
		23:22 (28)		46:30 (28)	1:09:27 (16)	22:57						
		23:08		22:57								
	318	Alejandro Francisco FLOREZ	SUI	11 May 71	DNF							
	200	Hugo ANDRIEU	FRA	16 Oct 92	DQ	230.7(a) > > >						
		25:07 (59)		50:05 (59)	1:15:11 (57)	1:39:58 (56)	2:04:54 (53)	2:29:55 (48)	2:54:59 (44)	3:23:05 (39)	3:54:33 (36)	
		24:58		25:06	24:47	24:56	25:01	25:04	28:06	31:28		
	296	Rafal SIKORA	POL	17 Feb 87	DQ	230.7(a) > > >						
		23:08 (14)		45:54 (12)	1:08:28 (13)	1:31:34 (13)	1:54:31 (13)	2:17:24 (12)	2:40:54 (14)	3:05:27 (14)	24:33	
		22:46		22:34	23:06	22:57	22:53	23:30				
	163	Pavel SCHROM	CZE	17 Mar 91	DQ	230.7(a) > > >						
		23:40 (39)		47:11 (39)	1:10:33 (40)	1:33:59 (38)	1:58:05 (36)	2:22:29 (33)	2:48:23 (32)	25:54		
		23:31		23:22	23:26	24:06	24:24	25:54				
	307	Florin Alin STIRBU	ROU		DQ	230.7(a) > > >						
		24:33 (50)		48:49 (48)	1:13:11 (47)	1:37:34 (47)	2:02:13 (46)	2:26:42 (40)	2:51:02 (38)	24:20		
		24:16		24:22	24:23	24:39	24:29					





RACE ANALYSIS
50 Kilometres Race Walk

PLACE	BIB	NAME	COUNTRY	DATE of BIRTH	RESULT	RED CARDS								
					5 Km	10 Km	15 Km	20 Km	25 Km	30 Km	35 Km	40 Km	45 Km	
	325	Anatole IBANEZ	SWE	14 Nov 85	DQ	230.7(a)	>	>	>					
	23:00 (8)	45:25 (7) 22:25	1:07:49 (7) 22:24	1:29:59 (7) 22:10	1:52:16 (7) 22:17	2:15:00 (8) 22:44								
	206	Xavier LE COZ	FRA	30 Dec 79	DQ	230.7(a)	~	~	~					
	24:02 (45)	47:14 (40) 23:12	1:10:26 (36) 23:12	1:33:57 (37) 23:31	1:59:37 (39) 25:40	2:24:56 (38) 25:19								
	229	Basanta Bahadur RANA	IND	18 Jan 84	DQ	230.7(a)	>	>	>					
	24:09 (46)	47:48 (46) 23:39	1:12:04 (46) 24:16	1:36:12 (45) 24:08	2:01:19 (44) 25:07	2:28:59 (47) 27:40								
	340	Andriy HRECHKOVSKIY	UKR	30 Aug 93	DQ	230.7(a)	>	>	>					
	23:33 (36)	46:39 (34) 23:06	1:09:50 (33) 23:11	1:32:52 (29) 23:02	1:55:57 (28) 23:05									
	195	Eemeli KIISKI	FIN	13 Aug 91	DQ	230.7(a)	~	~	~					
	23:54 (42)	47:46 (41) 23:52	1:11:24 (41) 23:38	1:34:51 (40) 23:27	1:58:31 (37) 23:40									
	136	Jian LIU	CHN	19 May 95	DQ	230.7(a)	>	>	>					
	23:07 (11)	46:18 (16) 23:11	1:09:31 (19) 23:13	1:32:55 (30) 23:24	1:57:11 (34) 24:16									
	308	Catalin SUHANI	ROU		DQ	230.7(a)	>	>	>					
	26:12 (60)	52:45 (60) 26:33	1:19:01 (59) 26:16	1:44:58 (58) 25:57	2:11:29 (56) 26:31									
	162	Ondrej MOTL	CZE	25 Jul 94	DQ	230.7(a)	~	~	~					
	25:03 (58)	50:01 (58) 24:58	1:15:26 (58) 25:25	1:40:28 (57) 25:02										
	213	Maciej ROSIEWICZ	GEO	31 Jul 77	DQ	230.7(a)	>	>	>					
	24:39 (55)	48:51 (54) 24:12												
	361	Ian WHATLEY	USA	08 May 59	DQ	230.7(a)	>	>	>					
	27:48 (63)	55:48 (64) 28:00												
	313	Edmund SIM	SIN	24 Sep 83	DQ	230.7(a)	>	>	>					
	28:38 (65)													
	324	Anders HANSSON	SWE	10 Mar 92	DNS									

NOTE IAAF Rule 230.7(a) - Repeated failure to comply with the definition of Race Walking

